



**2" PVC**  
venting up to 60'.



**1/2" gas pipe**  
capability up to 24'.



## NPE-Advanced

Exclusive **ComfortFlow** technology (with buffer tank & recirculating pump) and 0.97 EF.

## New NPE-Standard

With the industry's highest rated efficiency of 0.99 EF.

# Tankless made simple


Now two  
high-efficiency models...  
Advanced and Standard.

# Navien NPE Series

## Now with two ways to make tankless water heating easy to sell, easy to install

The Navien NPE series has become the industry leader for condensing tankless technology. They feature...

- Advanced condensing technology to achieve efficiencies up to 0.99 EF (NPE-S)
- 1/2" gas pipe capability with 199K Btu/h products up to 24'
- 2" PVC venting up to 60'
- Dual stainless steel heat exchangers
- Cascading capability for more than 4 units without a separate controller
- ComfortFlow® technology (Internal buffer tank and recirculating pump) on NPE-A models



**2" PVC venting up to 60'.**  
No need to cut new chases. Low exhaust gas temps allows use of PVC, CPVC, System 636 and polypropylene vent systems, saving time and money.

**Field gas convertibility.**  
Negative pressure gas valve and a dual venturi system allows for easy field convertibility from NG to LP operation.

**Dual stainless steel heat exchangers.**  
Resist corrosion better than copper to provide longer life.

**1/2" gas pipe capability up to 24'.**  
Cut installation time, not new gas lines for retrofit applications.

## NPE-Advanced

0.97 EF advanced high-efficiency tankless water heater technology for residential and commercial applications.

**Exclusive ComfortFlow® technology** with internal buffer tank and recirculation pump maintains a steady stream of heated water to eliminate "cold water sandwiches" and issues of minimal flow rate.

### Applications

- Residential and commercial applications where a continuous stream of hot water is critical and a recirculating pump is needed
- Longer runs to hot water fixtures
- Stand alone or cascade with other NPE units

## New NPE-Standard

0.99 EF ultra condensing technology (the industry's top rated unit for energy efficiency)

Standard Navien advantages — durable stainless steel heat exchangers, convenient 1/2" gas connections and 2" PVC venting — but without the ComfortFlow® technology feature in NPE-A models.

### Applications

- Residential and commercial applications where a buffer tank and internal recirculation pump are not required
- Ideal for cascading with other NPE units

## Heating capacity

Models	Natural gas	Propane gas
NPE-180 series	15,000–150,000 BTU/H	15,000–150,000 BTU/H
NPE-210 series	19,900–180,000 BTU/H	19,900–180,000 BTU/H
NPE-240 series	19,900–199,900 BTU/H	19,900–199,900 BTU/H

## Flow rate

Temp rise	NPE-180 series	NPE-210 series	NPE-240 series
35	8.4 GPM	10.1 GPM	11.1 GPM
45	6.5 GPM	7.3 GPM	8.7 GPM
77	3.8 GPM	4.6 GPM	5.1 GPM

## Operating cost

Navien Condensing	151 therms	\$165*
Non-Condensing	183 therms	\$200*
Standard tank	250 therms	\$272*

\*Based on a natural gas cost of \$1.09 per therm used.

## Warranty

Type	Labor	Parts	Heat exchanger
Residential	1 year	5 years	15 years
Commercial or Combi*	1 year	3 years	8 years

\*Combi refers to a combination potable water and space heating application. Water heaters cannot be used in space heating only applications.

**"We save \$20,000 a year in gas, water and electricity costs by switching to Navien NPE-240A system."**

*Brian Palm, Director of Sustainability, Brooks School, Andover, MA*

**"Our new NPE-240A system cuts our energy bill \$500 a month and delivers an endlessly reliable supply of hot water."**

*Tom Blackum, Ponderosa Steakhouse, Plymouth, IN*

**"Seven cascaded NPE-240A units cut the gas bill in half while supplying all the hot water required."**

*Chad Hartman and Jason Leistner, Continental Plumbing (contractors for Coral Oaks Assisted Living Facility, Palm Harbor, FL)*



### Cuts installation time in half

Thanks to using 1/2" gas connections and 2" PVC venting, you can install a Navien tankless water heater in about half the time as competitive tankless heaters — about the same time as a traditional tank heater.

### Fewer callbacks, longer life, faster heating

Navien was first to offer dual stainless steel heat exchangers, rather than copper, which extends the life of the unit by resisting corrosion.

### Energy Star highest rated gas water heater

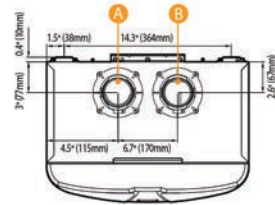


The NPE series is the most energy efficient tankless water heater in the industry. Our ultra condensing technology delivers cooled exhaust gas and high performance up to 0.99 EF.

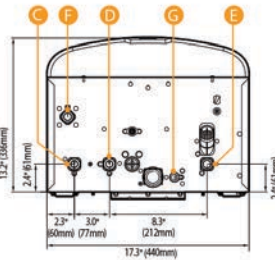
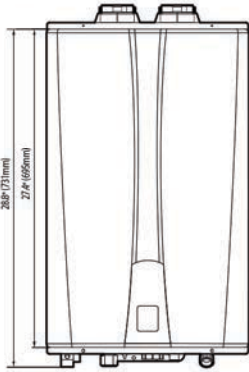


# Dimensions

# Specifications



**Connection Size**  
**A** Air Intake  $\varnothing$  2"  
**B** Exhaust Gas Vent  $\varnothing$  2"



**Connection Size**  
**C** Hot Water Outlet  $\varnothing$  3/4"  
**D** Recirculation Inlet (A model)  $\varnothing$  3/4"  
**E** Cold Water Inlet  $\varnothing$  3/4"  
**F** Gas Inlet  $\varnothing$  3/4"  
**G** Condensate Outlet  $\varnothing$  1/2"

Item	Model					
	NPE-180A	NPE-180S	NPE-210A	NPE-210S	NPE-240A	NPE-240S
Heat capacity (input)	Natural gas	15,000–150,000 BTU/H	19,900–180,000 BTU/H		19,900–199,900 BTU/H	
	Propane gas	15,000–150,000 BTU/H	19,900–180,000 BTU/H		19,900–199,900 BTU/H	
Energy factor	Natural gas	0.97	0.99	0.97	0.99	0.99
	Propane gas	0.97	0.99	0.97	0.99	0.99
Flow rate (DHW)	35°F (19°C) temp rise	8.4 GPM (32 L/m)		10.1 GPM (38 L/m)		11.2 GPM (42 L/m)
	45°F (25°C) temp rise	6.5 GPM (25 L/m)		7.8 GPM (30 L/m)		8.7 GPM (33 L/m)
	77°F (43°C) temp rise	3.8 GPM (14 L/m)	3.9 GPM (14 L/m)	4.4 GPM (17 L/m)	4.6 GPM (17 L/m)	4.9 GPM (19 L/m)
Dimensions	17.3"W x 27.4"H x 13.2"D					
Weight	75lbs (34kg)	67lbs (30kg)	82lbs (37kg)	75lbs (34kg)	82lbs (37kg)	75lbs (34kg)
Installation type	Indoor or outdoor wall-hung					
Venting type	Forced draft direct vent					
Ignition	Electronic ignition					
Water pressure	15–150 PSI					
Natural gas supply pressure (from source)	3.5"–10.5" WC					
Propane gas supply pressure (from source)	8"–13" WC					
Natural gas manifold pressure (min-max)	-0.04" WC to -0.84" WC		-0.04" WC to -0.36" WC		-0.04" WC to -0.58" WC	
Propane gas manifold pressure (min-max)	-0.03" WC to -0.50" WC		-0.02" WC to -0.66" WC		-0.02" WC to -0.78" WC	
Minimum flow rate	0 GPM (0 L/m) for "A" models 0.5 GPM (1.9 L/m) for "S" models					
Connection sizes	Cold water inlet	3/4" NPT				
	Hot water inlet	3/4" NPT				
	Gas inlet	3/4" NPT (suitable for use with 1/2" rigid gas pipe; refer to installation manual for sizing criteria)				
Power supply	Main supply	120V AC, 60 Hz				
	Maximum power consumption	200W (max 2A), 350W (max 4A) with external pump connected				
Materials	Casing	Cold rolled carbon steel				
	Heat exchangers	Primary and secondary heat exchangers: stainless steel				
Venting	Exhaust	2" or 3" PVC, CPVC, polypropylene 2" or 3" special gas vent type BH (Class II, A/B/C)				
	Intake	2" or 3" PVC, CPVC, polypropylene 2" or 3" special gas vent type BH (Class II, A/B/C)				
	Vent clearances	0" to combustibles				
Safety devices	Flame rod, APS, ignition operation detector, water temperature high limit switch, exhaust temperature high limit sensor, power surge fuse					

# Accessories